


Zeichne deinen Osterhasen in 8 Schritten

und lustige Osterhasenaufgaben

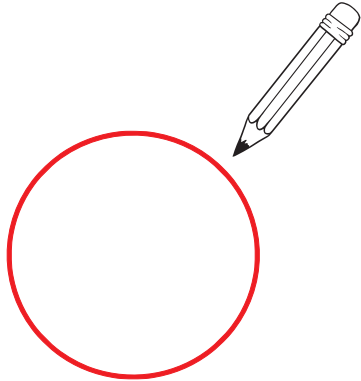


Osterhasen zeichnen in 8 Schritten




Vorlagen können ausgeschnitten und bei Bedarf als Schritt für Schritt Anleitung genutzt werden.


1




2

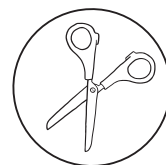


3




4





5




6






7




8








Osterhasen fertig malen







Zeichne die fehlende Seite vom Osterhasen.



Osterhasen Fehlerbild



Schau dir den ersten Osterhasen genau an. Bei den anderen Hasen fehlen immer zwei Dinge. Finde diese und zeichne sie ein.


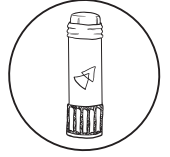


Name:

Datum:

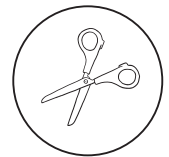
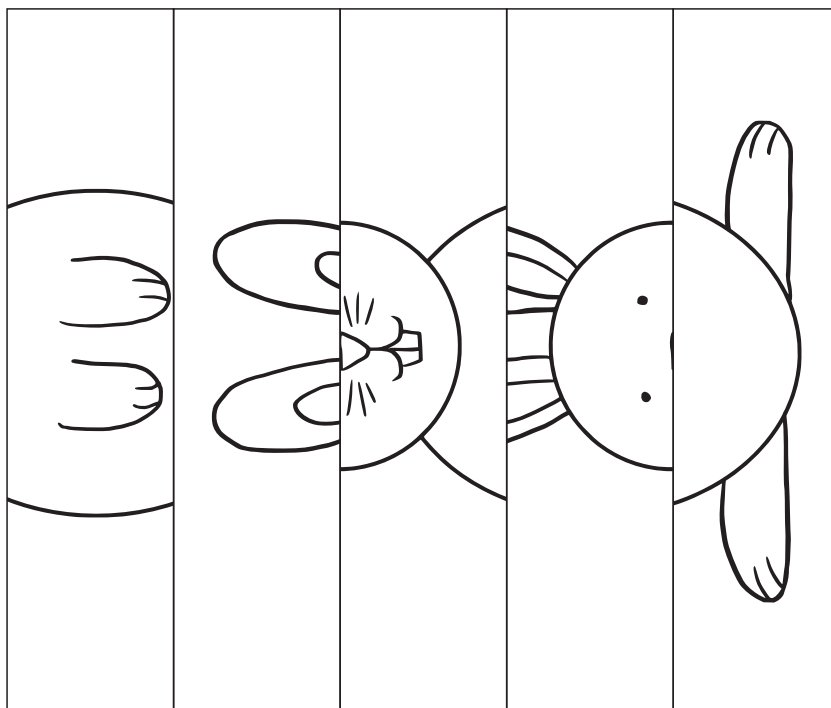
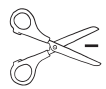
Streifenpuzzle: Osterhase

Schneide die Puzzleteile aus und klebe sie in der richtigen Reihenfolge auf.



Illustrationen: Merle Stanko

Autorin: Geraldine Kalberta



Lösung:

